



## Aging in Place

Mary Ayala  
Enterprise Community Partners

# Enterprise Community Partners

“We believe, because it is true, that people are affected by their environment, by space and scale, by color and texture, by nature and beauty, that they can be uplifted, made to feel important.”

Jim Rouse | Founder



# Aging In Place

The CDC defines **Aging-in-Place** as "the ability to live in one's own home and community safely, independently, and comfortably, regardless of age, income, or ability level."







# Tool Kit Introduction

Charrette Tools

Aging in Place Design Guidelines

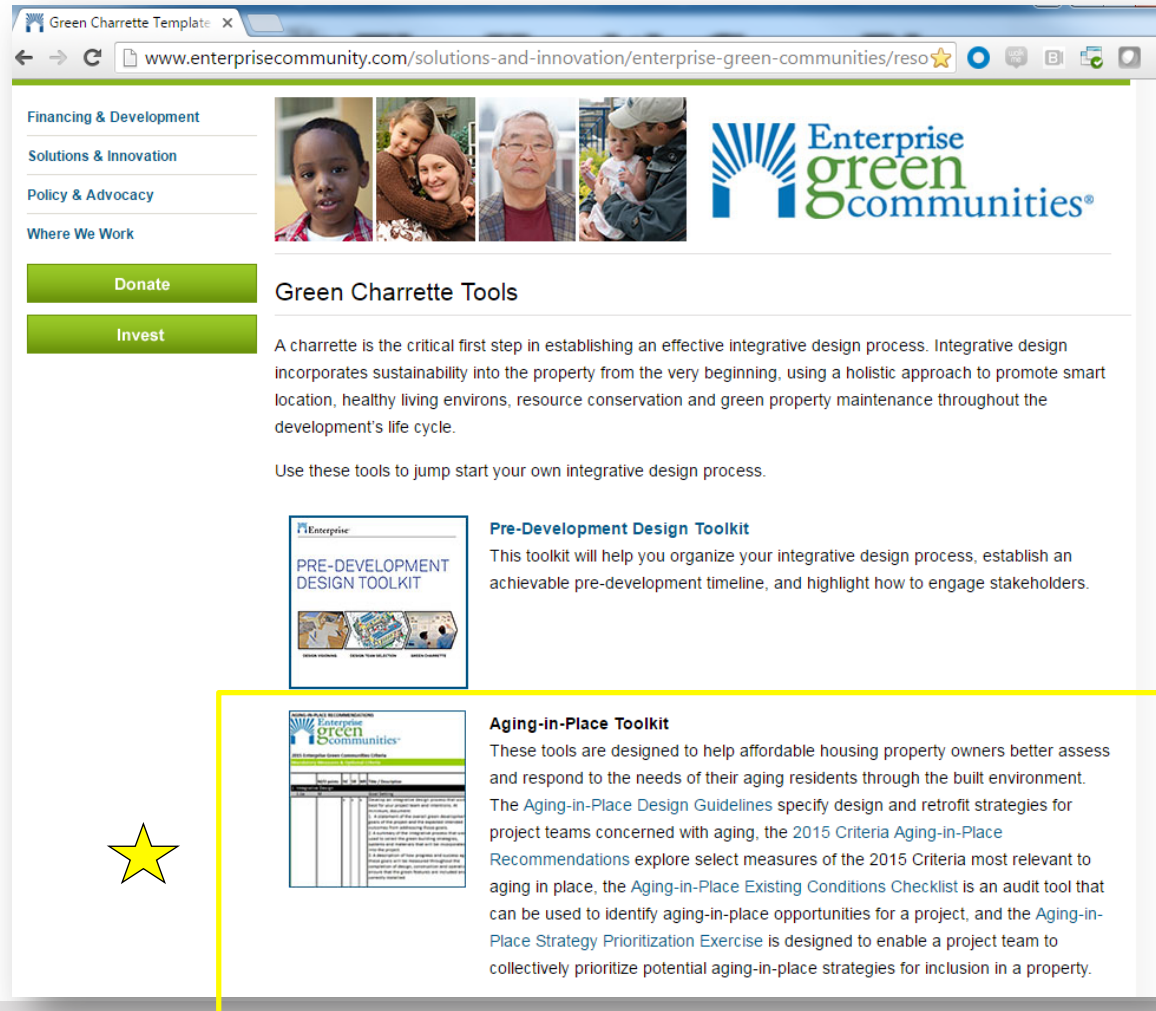
2015 Criteria Aging in Place Recommendations

Existing Conditions Checklist

Prioritization Tool

# Tools & Services

<http://www.enterprisecommunity.com/solutions-and-innovation/enterprise-green-communities/resources/charrette-toolkit>



Green Charrette Template X

www.enterprisecommunity.com/solutions-and-innovation/enterprise-green-communities/reso

Financing & Development  
Solutions & Innovation  
Policy & Advocacy  
Where We Work

Donate  
Invest

Enterprise green communities®

## Green Charrette Tools

A charrette is the critical first step in establishing an effective integrative design process. Integrative design incorporates sustainability into the property from the very beginning, using a holistic approach to promote smart location, healthy living environs, resource conservation and green property maintenance throughout the development's life cycle.

Use these tools to jump start your own integrative design process.

### Pre-Development Design Toolkit

This toolkit will help you organize your integrative design process, establish an achievable pre-development timeline, and highlight how to engage stakeholders.

### Aging-in-Place Toolkit

These tools are designed to help affordable housing property owners better assess and respond to the needs of their aging residents through the built environment. The Aging-in-Place Design Guidelines specify design and retrofit strategies for project teams concerned with aging, the 2015 Criteria Aging-in-Place Recommendations explore select measures of the 2015 Criteria most relevant to aging in place, the Aging-in-Place Existing Conditions Checklist is an audit tool that can be used to identify aging-in-place opportunities for a project, and the Aging-in-Place Strategy Prioritization Exercise is designed to enable a project team to collectively prioritize potential aging-in-place strategies for inclusion in a property.

# Aging in Place Design Guidelines



## 1.0 INTRODUCTION



## 2.0 SITE



## 3.0 GENERAL BUILDING TOPICS



## 4.0 UNIT LAYOUT AND GENERAL FINISHES



## 5.0 ROOM BY ROOM CONSIDERATIONS



## 6.0 INNOVATIVE TECHNOLOGY



## 7.0 APPENDIX



# Charrette Tools – Existing Conditions Checklist

## AGING-IN-PLACE EXISTING CONDITIONS CHECKLIST



This checklist may be used to evaluate an existing site and/or building for exterior and interior components that would enable residents to age in their homes and communities. Checklists are intended to be used on a building/site walk through to log observable conditions. Teams are encouraged to add additional project specific items. See the unit tab for

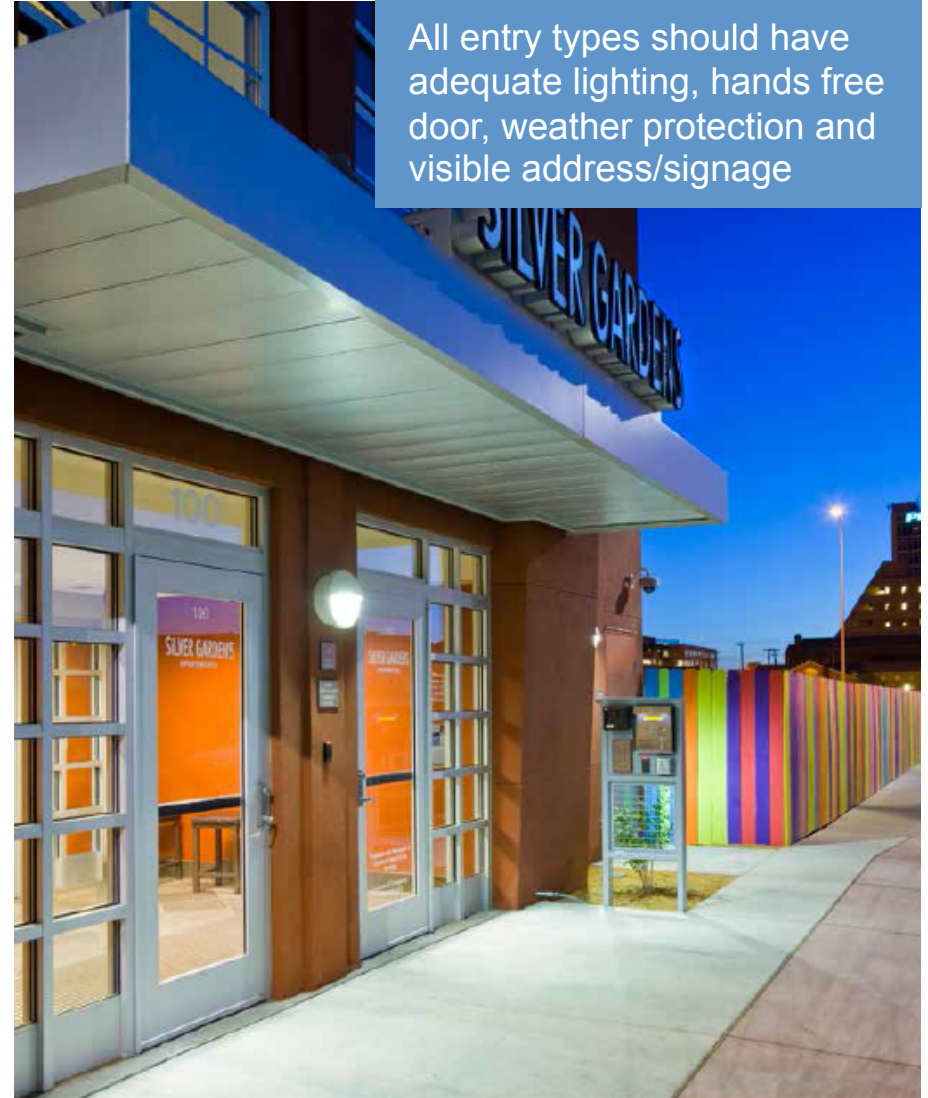
Property Address: \_\_\_\_\_

	not met	partially met	fully met
<b>SURROUNDING COMMUNITY</b>			
Building is located in a pedestrian-friendly community with accessible sidewalks, curb cuts, crosswalks and nearby services. Residents can easily navigate between home, transit, parking and local services.			
Public transportation is available within a short walking distance.			

# Entry



All entry types should have adequate lighting, hands free door, weather protection and visible address/signage





# Unit- Bathrooms



Glazed shower enclosures are safer than shower curtains that could rip if a resident grabs them during a fall.

Reduce maintenance with seamless flooring and easy to clean surfaces.

# Charrette – Prioritization Matrix














AGING-IN-PLACE PRIORITIZATION CHARRETTE TOOL



Reorder/ Rename categories if desired before printing for charrette

Participants place colored sticky notes with written strategies in the most appropriate box, may rearrange later in the exercise

	High Priority	Medium Priority	Low Priority
Life Safety	 		
Security			
Accessibility			
Usability	 		
Convenience			 

Most Imperative



Least Imperative

Use different colored sticky notes to indicate relative cost:  
Red = high cost  
Yellow = medium cost  
Green = low cost

# Q& A and Contact Information

## **Aging in Place Toolkit**

[http://  
www.enterprisecommunity.com/  
solutions-and-innovation/  
enterprise-green-communities/  
resources/charrette-toolkit](http://www.enterprisecommunity.com/solutions-and-innovation/enterprise-green-communities/resources/charrette-toolkit)

## **Contact Information**

Mary Ayala, MPH

Program Officer

Enterprise Community Partners

[mayala@enterprisecommunity.org](mailto:mayala@enterprisecommunity.org)

404.698.4609