

Livability for All in Miami-Dade County, FL



Top 2 Factors that Influence Residents Age 50-Plus to Relocate as They Age

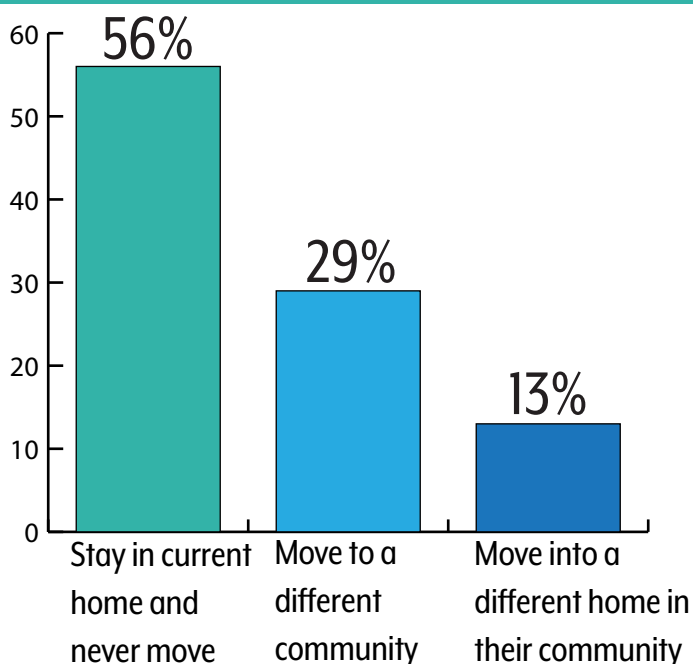


60% of residents are concerned about their personal safety and security



56% of residents want to live in an area that has a lower cost of living

Residents Are More Likely to:



Did You Know?

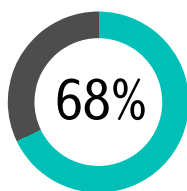
19 years

is the average amount of time community residents age 50-plus have lived in their homes

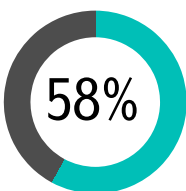
24 years

is the average amount of time community residents have resided in their communities

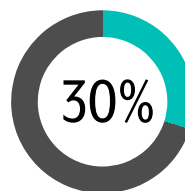
Community Information



of residents age 50-plus **own their own home**

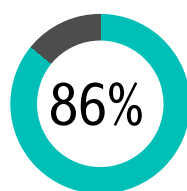


of residents currently live in a **single family home**

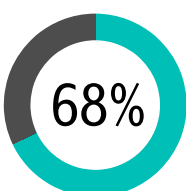


of residents have lived in their community for **over 30 years**

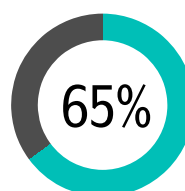
Community Insights



rate their community as an **excellent, very good, or a good place** for people to live as they age



of residents say **remaining in their current home is** extremely or very **important**



of residents say **remaining in their current community** is extremely or very **important**



Housing

24% of residents say they need to make major repairs, home modifications or changes

Top 2 Features

% excellent/very good

49%

Well-maintained homes & properties

34%

Seasonal services for low-income and older adults

Bottom 2 Features

% fair/poor

40%

Affordable housing options for adults of varying income levels

36%

Well-maintained, safe low-income levels



Outdoor Spaces & Buildings

59% of residents walk or bike within their community

Top 2 Features

% excellent/very good

46%

Safe and accessible sidewalks

45%

Well-maintained parks

Bottom 2 Features

% fair/poor

36%

Neighborhood watch programs

34%

Enough benches in public areas



Transportation

32% of residents say they use public transportation

Top 2 Features

% excellent/very good

55%

Easy to read traffic signs

48%

Well-maintained streets

Bottom 2 Features

% fair/poor

29%

Timely public transportation

28%

Accessible and convenient public transportation



Communication & Information

Top 2 Features

% excellent/very good

38%

Free access to computers and Internet in public places

33%

Community information that is available in different languages

Bottom 2 Features

% fair/poor

34%

Clearly displayed printed community information with large lettering

34%

Community information that is delivered in person for those with limited mobility



Community & Health Care

42% of residents say they consider their health to be excellent or very good

Top 2 Features

% excellent/very good

54%

Well-maintained hospitals and health care facilities

52%

Respectful and helpful hospital and clinic staff

Bottom 2 Features

% fair/poor

27%

Affordable home care services

26%

A service that helps seniors easily navigate the health care system



Civic Participation & Employment

31% of residents say they are employed full-time

Top 2 Features

% excellent/very good

22%

Opportunities for older adults to participate in decision making bodies

20%

A range of volunteer activities to choose from

Bottom 2 Features

% fair/poor

45%

A range of flexible job opportunities for older adults

40%

Policies that ensure older adults can continue to work regardless of their age



Social Participation, Respect & Inclusion

86% of residents say they are in contact with family, friends or neighbors weekly

Top 2 Features

% excellent/very good

32%

Conveniently located entertainment venues

31%

A variety of cultural activities for diverse populations

Bottom 2 Features

% fair/poor

35%

Activities that are affordable to all residents

33%

Activities geared specifically towards older adults



Source: 2017 AARP Age-Friendly Community Survey of Miami-Dade County, FL
Residents Age 50+. For more information, contact: Joanne Binette, AARP Research,

jbinette@aarp.org

www.aarp.org/AgeFriendlyCommunities

AARP[®]
Real Possibilities