



Health Council of South Florida, Inc.

MIAMI-DADE AGE-FRIENDLY SUMMIT

THURSDAY, MAY 16, 2019

BRADY BENNETT, MPH

Health Council of South Florida, Inc.

What is the Health Council...



- ❑ Private, non-profit 501(c)3
- ❑ State designated local health planning agency
- ❑ District 11: Miami-Dade and Monroe counties

Community Resources

Translate To

COMMUNITY RESOURCES COMMUNITY PAGES COMMUNITY DATA



- Health
- Art & Recreation
- Economy
- Education
- Environment
- Government & Politics
- Public Safety
- Social Environment
- Transportation

COMMUNITY RESOURCES



[2-1-1 Resources](#)
Find important resources in your community.



[Promising Practices](#)
Search the Promising Practices database to learn about documented approaches to improving community health and quality of life.



[Resource Library](#)
Locate resources that help make your community a healthier place.



[Report Assistant](#)
Create a custom report with specific information from this website around an important topic.

Promising Practices

Promising Practices

The Promising Practices database informs professionals and community members about documented approaches to improving community health and quality of life.

The ultimate goal is to support the systematic adoption, implementation, and evaluation of successful programs, practices, and policy changes. The database provides carefully reviewed, documented, and ranked practices that range from good ideas to evidence-based practices.

Learn more about the ranking methodology.

[Submit a Promising Practice](#)



IMPACT (USA)

Filed under [Evidence-Based Practice](#), [Health / Mental Health & Mental Disorders](#), [Adults](#), [Elderly](#)

GOAL: The goal of IMPACT is to improve depression treatment by providing collaborative care to older adults.

Patient and Physician Reminders to Promote Colorectal Cancer Screening (Massachusetts)

Filed under [Evidence-Based Practice](#), [Health / Cancer](#), [Adults](#), [Elderly](#)

GOAL: The goal of this program is to increase colorectal cancer screening rates among older primary care patients.

School-Based Asthma Therapy (Rochester, NY)

Filed under [Evidence-Based Practice](#), [Health / Respiratory Diseases](#), [Children](#), [Families](#), [Urban](#)

GOAL: The objective of this study was to examine the health benefits and cost-effectiveness of the School-Based Asthma Therapy (SBAT) program compared with usual care.

IMPACT: School-Based Asthma Therapy resulted in 158 symptom-free days per month per 100 children and a cost-effectiveness of \$10 per symptom-free day.

Chicago Housing Health Partnership (Cook)

Filed under [Evidence-Based Practice](#), [Economy / Homelessness](#), [Adults](#), [Urban](#)

GOAL: The goal of the Chicago Housing Health Partnership is to use tailored case management to place chronically medically ill homeless individuals in stable, long-term housing and facilitate access to medical services.

Patient/Provider Communication Assistant (Vermont)

Filed under [Evidence-Based Practice](#), [Health / Cancer](#), [Adults](#), [Rural](#)

GOAL: The goal of this program is to improve communication between providers and patients about colorectal cancer screening.

Search Filters

(16 results)

[Clear all](#)

[Save a link to this search](#)

Keyword Search [?](#)

Primary Care

Search

Sorting

Sort by relevance

Ranking

- Evidence-Based Practice
- Effective Practice
- Good Idea

Featured [?](#)

- Local
- CDC Community Guide
- Spotlight

Primary Target Audience

Community Resources

Translate To

COMMUNITY RESOURCES COMMUNITY PAGES COMMUNITY DATA



- Health
- Art & Recreation
- Economy
- Education
- Environment
- Government & Politics
- Public Safety
- Social Environment
- Transportation

COMMUNITY RESOURCES



[2-1-1 Resources](#)
Find important resources in your community.



[Promising Practices](#)
Search the Promising Practices database to learn about documented approaches to improving community health and quality of life.



[Resource Library](#)
Locate resources that help make your community a healthier place.



[Report Assistant](#)
Create a custom report with specific information from this website around an important topic.

Resource Library

Resource Library 📍 Show Map

The Resource Library allows you to locate resources that help make your community a healthier place. If you have a resource you think should be included, please submit it here.

[Explore Our Collections](#)



Ultimate Security: All About Homeland Security

Author: CCTV Camera World

Published: September 23, 2016

Filed Under: Public Safety / Crime & Crime Prevention, Public Safety / Emergency Planning & Response, Public Safety, Articles

While most people are familiar with Homeland Security's charge of battling terrorism, the department does much more. It also deals with handling domestic emergencies and natural disasters such as hurricanes and earthquakes. They also deal with any type of terrorism, including man-made events such as the Boston Marathon bombing. While some of these cases fall solely within the purview of Homeland Security, others, such as responding to national disasters, have the department working along with the National Guard and other agencies. Homeland Security is broken down into a number of agencies, each of which has a particular charge. These include border protection, customs enforcement, transportation security, the coast guard, the secret service, and FEMA.



Miami Clinical and Translational Science Institute 📍

Published: May 3, 2016

Filed Under: Health, Partners



Florida Covering Kids & Families 📍

Published: May 3, 2016

Filed Under: Health, Partners



Consortium for a Healthier Miami-Dade

Published: May 3, 2016

Filed Under: Health, Partners



Florida Health Miami-Dade County 📍

Published: May 3, 2016

Filed Under: Health, Partners



Health Council of South Florida 📍

Published: May 3, 2016

Filed Under: Health, Partners



The Real Facts About Drugs [🔗](#)

Published: December 18, 2015

Search Filters

(524 results)

[Clear all](#)

Keyword Search ?

Search

Grouping

No Grouping (default) ▾

Sorting

Resource Date (default) ▾

Resource Type

- 211 Resources
- Articles
- Bylaws, Policies, and Legislation
- Data Resources
- Fact Sheets
- Funding Opportunities
- Maps
- Other Resources
- Partners
- Plans
- Related Links
- Reports
- Websites


Topics and Sub-topics

- Health
- Art & Recreation
- Economy
- Education
- Environment
- Government & Politics
- Public Safety
- Social Environment

Community Data



COMMUNITY DATA



[Community Dashboard](#)
Check out a variety of health and quality of life data indicators for our community.



[Disparities Dashboard](#)
Learn about health disparities in our community by viewing data broken out by race, ethnicity, age, and gender.



[Demographics](#)
Get all the numbers of who lives in our [Miami-Dade County](#) or [Monroe County](#) by race, gender, age and compare to the state.



[Demographic Charts](#)
View graphs and charts of demographic data by population, race/ethnicity, education and household income.



[SocioNeeds Index](#)
Compare the socio-economic need between zip codes in our region.



[Healthy People 2020 Tracker](#)
Track indicators compared to Healthy People 2020 Targets.



[Miami-Dade Community Report Card](#)
Track shared priority healthcare indicators against locally set targets.

Community Health Dashboard

Community Health Dashboards

[Build a Custom Dashboard](#)

Learn about your community's health and wellness. Compare indicators for your community against state averages, county values, and target goals. Discover areas of excellence and improvement in your community.



Find an Indicator



Find a Location



500 Cities Project Data

In 2015, The Robert Wood Johnson Foundation and CDC Foundation launched the 500 Cities Project in partnership with the Centers for Disease Control and Prevention (CDC). This dashboard provides 28 census place and census tract level indicators for the selected cities within Miami-Dade County.



Miami-Dade County Community Health Report Card



All Data

This dashboard contains data for all indicators at all locations



Disparities Dashboard

View all indicators that include breakout data by topics such as race/ethnicity, age and gender



Healthy People 2020 Progress Tracker



Indicator List by Location

View a list of all indicators and see at what location data is available



Indicator Example: Housing Costs

Older Adult Homeowners Spending 30% or More of Household Income on Housing Costs

County: Miami-Dade

Measurement Period: 2013-2017

Why is this important?



Spending a high percentage of household income on housing can create financial hardship, especially for lower-income and older adult homeowners who are retired from the workforce. With a limited income, high monthly housing costs may not leave enough money for other expenses, such as food, transportation and medical. Moreover, high housing costs reduce the proportion of income a household can allocate to savings each month.

County: Miami-Dade

40.0%

Source: American Community Survey

Measurement period: 2013-2017

Maintained by: Conduent Healthy Communities Institute

Last update: February 2019

COMPARED TO



FL Counties



U.S. Counties



FL Value
(27.9%)



US Value
(26.4%)



Prior Value
(41.2%)

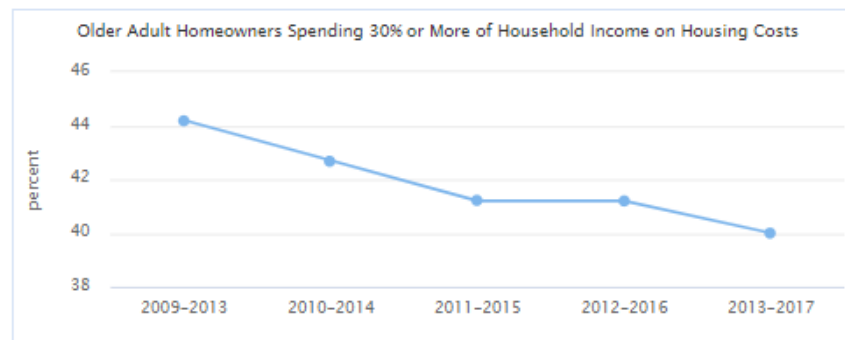


Trend

Graph Selections

INDICATOR VALUES

Change over Time

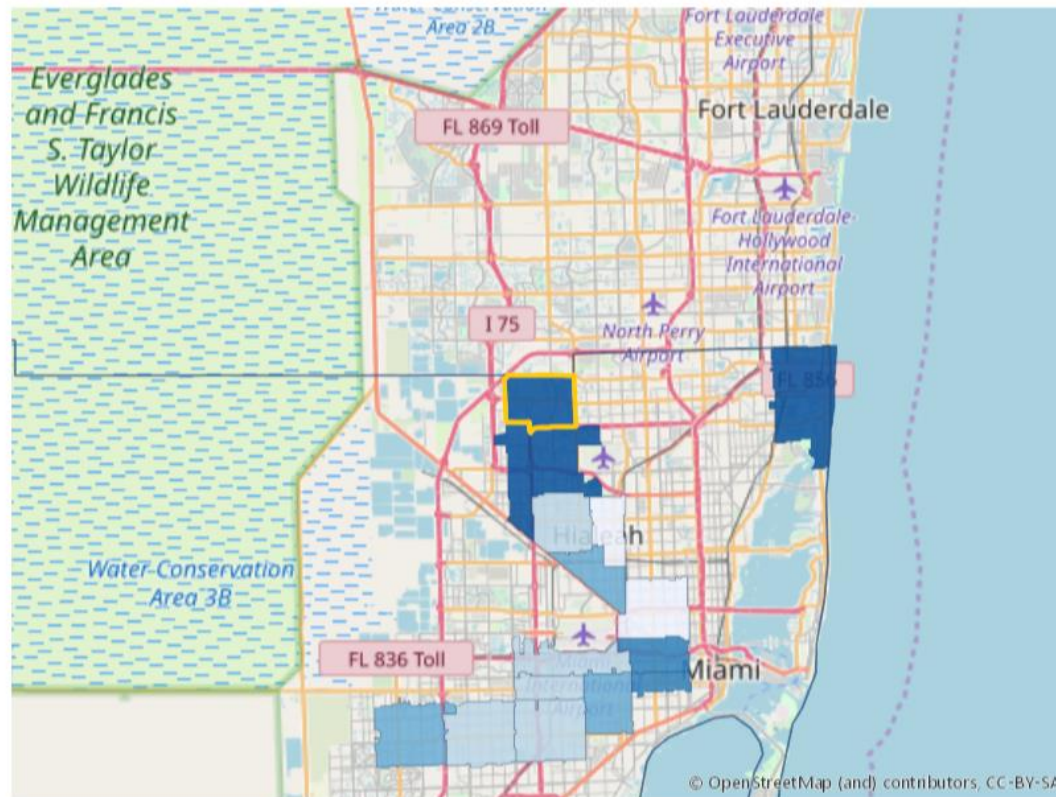


Indicator Example: Housing Costs

Older Adult Homeowners Spending 30% or More of Household Income on Housing Costs

Zip Code: 33015

Data Source: American Community Survey
Measurement Period: 2013-2017



Community Health Dashboard

Community Health Dashboards

[Build a Custom Dashboard](#)

Learn about your community's health and wellness. Compare indicators for your community against state averages, county values, and target goals. Discover areas of excellence and improvement in your community.

Search by Indicator

OR

Search by Location



All Data

This dashboard contains data for all indicators at all locations



Disparities Dashboard

View all indicators that include breakout data by topics such as race/ethnicity, age and gender



Healthy People 2020 Progress Tracker



Indicator List by Location

View a list of all indicators and see at what location data is available



Miami-Dade County Community Health Report Card

Customized Dashboard



Health



Art & Recreation



Economy



Education



Environment



Government & Politics



Public Safety



Social Environment



Transportation

[Home](#) > [Community Dashboard](#) > [Custom Dashboard](#)

Build a Customized Dashboard

In the fields below, search for indicators by location, topic, age group, classification, subgroup, or comparison. No fields are required, but we suggest selecting a location or two to start.

Visit the [Indicator List Page](#) to see the full list of indicators and locations available on the site.

[Curated Dashboards](#)

Hand Pick Indicators



Filter by Locations



Filter by Topics



Filter by Age Groups



Filter by Classifications



Filter by Comparisons
















Filter & Display Subgroups

Group by Indicator Group by Location Indicator/Location Summary

Customized Dashboard

Health / Older Adults & Aging

Zip Code: 33128

	VALUE	COMPARED TO:			
Age-Adjusted Death Rate due to Falls Deaths per 100,000 population (2007-2011)	7.4	 FL Zip Codes	 Miami-Dade Zip Codes	 Miami-Dade, FL County Value (5.2 in 2014)	 HP 2020 Target (7.2)
Hospitalization Rate due to Hip Fractures Among Females 65+ Hospitalizations per 100,000 females 65+ years (2010-2012)	451.0	 FL Zip Codes	 Miami-Dade, FL County Value (651.0)	 HP 2020 Target (741.2)	
Hospitalization Rate due to Hip Fractures Among Males 65+ Hospitalizations per 100,000 males 65+ years (2010-2012)	611.6	 FL Zip Codes	 Miami-Dade, FL County Value (375.4)	 HP 2020 Target (418.4)	
People 65+ Living Alone (2010-2014)	45.8%	 FL Zip Codes	 U.S. Zip Codes	 Miami-Dade, FL County Value (20.6%)	 Prior Value (39.8%)
People 65+ Living Below Poverty Level (2010-2014)	58.2%	 FL Zip Codes	 U.S. Zip Codes	 Miami-Dade, FL County Value (21.5%)	 Prior Value (53.2%)

COMING SOON!

Miami Matters – NEW AND IMPROVED



COMMUNITY DATA

COMMUNITY PAGES

TOOLS & RESOURCES

ABOUT US



FIND HEALTH & SOCIO-ECONOMIC INDICATORS

We provide over 150 indicators, along with comparisons, trends and related data.



EXPLORE TOPIC AREAS

Data and resources organized by topic areas.



IDENTIFY FEATURED RESOURCES

Resources for researchers, policy-makers, advocates, and other engaged citizens.

QUESTIONS



Connect with HCSF on Social Media!

Get the latest updates on community initiatives and how we are working to improve the health and wellness of Miami-Dade and Monroe counties



Like the HCSF Facebook Page

www.facebook.com/healthcouncilsofl



Follow us on Twitter

Health Council of South Florida: [@HealthCouncilSF](https://twitter.com/HealthCouncilSF)

Miami Matters: [@MiamiMatters](https://twitter.com/MiamiMatters)

Miami-Dade Health Action Network: [@MiamiDadeHAN](https://twitter.com/MiamiDadeHAN)



HCSF LinkedIn Profile

www.linkedin.com/company/health-council-of-south-florida

Thank you!



*The preferred partner for strategic and community-based planning in
Miami-Dade and Monroe counties*

7875 NW 12 Street, Suite 118, Doral, Florida, 33126